



Client:



Site Contact:
Richard Maskell - Event Director

Site Address:
Poplars Farm,
Roe Green,
Sandon
SG9 0QG

Festival Entrance PUDO 
Artists/VIP/Production Entrance 

No Parking Cones to be placed both sides of road o/s Sandon School and nr Darke Lane and Payne End and to the West of event entrances with tow away signs to deter parking on verges and carriageway

Festival Specific signage on the A1M jun 9 & 10 A505, A507 & A10 will hopefully deter traffic from using the smaller village roads

CSAS Approved operatives c/w two way radios will manage Locations: C5 Junction, Festival entrance, drop off and pick up areas with a Stop/Go Systems to control traffic flows from both directions

Drawn By: TB
Date Drawn: 28/01/18
Drawing No: 1533-Main TM Plan
Date of Works: 09/06/18



Aston Bury Farm,
Aston Bury Ln,
Aston,
Stevenage,
Hertfordshire SG2 7EG

Depot Tel: 01438 - 880831
Head Office Tel: 01753 - 783667









This drawing has been produced for the specific client and project identified and is not intended for use by any other person or any other purpose.

This drawing is a representation of the traffic management scheme agreed and approved by the LA and Client which must be installed by qualified personnel. Distances between signs may not be to scale for purposes of clarity.

On installations Taper Lengths, Safety Zones, Minimum Visibility to first sign and Minimum size of signs and cones will conform to chp8 guidelines for the speed of the road

Traffic Management Notes:

- 1) All temporary traffic management shall be in accordance with Chapter 8 of the Traffic Signs Manual 2009
- 2) All temporary traffic management shall be in accordance with the Traffic Signs Regulations & General Directions 2002.
- 3) All temporary traffic management shall conform to the Safety at Street Works & Road Works, A Code of Practice 2013
- 4) All temporary traffic management signs should be located 450mm minimum from kerb face.
- 5) All temporary traffic management sign locations are indicative and are subject to on site approval from the Engineer.

KEY		
	Works area	 Excavation
	Safety zone	 Road cones
	Pedestrian walkway	 Traffic head
		 Pedestrian barrier
		 Aspect of sign view